

I-84 W/B EXITS 39-35

Hartford Area

Date // Rev. Date //












PRIMARY ROUTE

I-84 WB. EXIT 39A TO ROUTE 9 SB.
 ROUTE 9 SB. EXIT 28 TO ROUTE 72 WB.
 ROUTE 72 WB. TO I-84 WB.

SPECIAL REQUIREMENTS

FOR LOCAL TRAFFIC USE LOCAL DIVERSION ROUTES
 FOR EXITS 39-34. SEE PLANS 84RPW-30 - 84RPW-34







LEGEND

-  CLOSURE LOCATION
-  TRUCK ROUTING
-  CAR ROUTING
-  ALL VEHICLE ROUTING
-  SIGNAL
-  POLICE MONITOR - SIGNAL
-  POLICE MONITOR NO SIGNAL
-  DIVERSION ROUTE SIGN LOCATIONS
-  TRUCK ONLY DIVERSION ROUTE SIGN LOCATIONS
-  TRAILBLAZER SIGN LOCATIONS
-  TRUCK ONLY TRAILBLAZER SIGN LOCATIONS

EMERGENCY CONTACTS

STATE POLICE
 TROOP -I (203) 393-4200
 TROOP -H (860) 534-1000
 D.E.P. (860) 566-3338
 D.O.T. (800) 695-0444

TRAILBLAZER SIGNS REQUIRED

	Left Arrow		1
	Right Arrow		2
	Straight Arrow		3
	Total Signs		3

