

# I-95 N/B Exits 76 - 82

## East Lyme/ Waterford

Date 05/29/00  
Rev. Date

### PRIMARY ROUTE


Use Exit 76 to I-395 N/B for 3.5 miles to Exit 77, Right onto RT 85 S/B for 4 miles to I-95 N/B on ramp on left.

### SECONDARY ROUTE

### SPECIAL REQUIREMENTS

1. Close (2) on ramps from Parkway South.
2. Police monitor locations (1).

### LEGEND

-  CLOSURE LOCATION
-  TRUCK ROUTING
-  CAR ROUTING
-  ALL VEHICLE ROUTING
-  SIGNAL
-  POLICE MONITOR - SIGNAL
-  POLICE MONITOR NO SIGNAL
-  DIVERSION ROUTE SIGN LOCATIONS
-  TRUCK ONLY DIVERSION ROUTE SIGN LOCATIONS



### EMERGENCY CONTACTS

STATE POLICE  
TROOP - E (800) 953-7747  
D.E.P. 860-566-3338  
D.O.T. (800) 695-0444

WATERFORD DISPATCH  
POLICE DEPT. (860) 442-9451  
POLICE FAX # (860) 443-3953  
DISPATCH FAX # (860) 443-3651

EAST LYME DISPATCH  
(860) 739-6432

### DIVERSION SIGNS REQUIRED

		
	Left Arrow	0
	Right Arrow	1
	Straight Arrow	2
	Total Signs	3

SIGNAL SYSTEM  
CONTACT - ConnDot Hwy.  
Operations (800) 695-0444  
24 hrs./7 days a week

